

GUÍA

DISPONIBILIDAD DE PRODUCTO

Product availability guide

v.1



Take the challenge

2020

GUIA DISPONIBILIDAD DE PRODUCTO 2020

2020 Product availability guide

MELAMINA

MFC BASE

- 01 DISPONIBILIDAD TABLEROS / *Boards availability*
- 01 DISPONIBILIDAD BANDAS POSTFORMADAS / *Postformed bars availability*
- 02 DISPONIBILIDAD BANDAS INTEGRADAS: HANDLE STYLE / *Integrated bars availability*
- 02 DISPONIBILIDAD COMPLEMENTOS / *Complements availability*
- 03 DISPONIBILIDAD PUERTAS / *Doors availability*

LAMINADO

HPL BASE

- 04 DISPONIBILIDAD TABLEROS / *Boards availability*
- 05 DISPONIBILIDAD BANDAS POSTFORMADAS / *Postformed bars availability*
- 06 DISPONIBILIDAD COMPLEMENTOS / *Complements availability*
- 07 DISPONIBILIDAD PUERTAS / *Doors availability*

PET

PET BASE

- 08 DISPONIBILIDAD TABLEROS / *Boards availability*
- 08 DISPONIBILIDAD BANDAS POSTFORMADAS / *Postformed bars availability*
- 09 DISPONIBILIDAD COMPLEMENTOS / *Complements availability*
- 10 DISPONIBILIDAD PUERTAS / *Doors availability*

PET +PLUS

- 11 DISPONIBILIDAD TABLEROS / *Boards availability*
- 11 DISPONIBILIDAD BANDAS INTEGRADAS: PREMIUM SELECTION / *Integrated bars availability*
- 12 DISPONIBILIDAD COMPLEMENTOS / *Complements availability*
- 13 DISPONIBILIDAD PUERTAS PREMIUM SELECTION / *Premium Selection doors availability*

LAMINADO ENCIMERA

WT-HPL BASE

- 14 DISPONIBILIDAD ENCIMERAS / *Worktops availability*
- 18 DISPONIBILIDAD MOSTRADORES / *Bartops availability*
- 20 DISPONIBILIDAD TABLEROS / *Boards availability*
- 21 DISPONIBILIDAD COMPLEMENTOS / *Complements availability*

Golden-TOP Hydro-surfaces

- 23 DISPONIBILIDAD ENCIMERAS / *Worktops availability*
- 23 DISPONIBILIDAD MOSTRADORES / *Bartops availability*
- 24 DISPONIBILIDAD COPETES / *Worktops ending availability*
- 24 DISPONIBILIDAD BACKSPASH / *Backsplash availability*

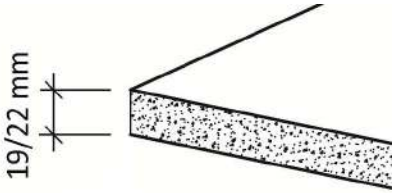


MELAMINA
Melamine

DISPONIBILIDAD TABLEROS

Boards availability

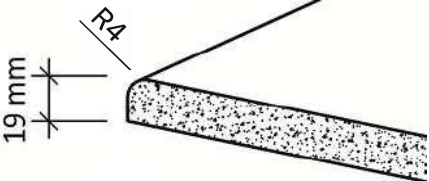
RECUBRIMIENTO / Covering				MELAMINA / Melamine	
SOPORTE Core				AGLOMERADO Particle	
CONTRACARA Backside				COLOR Colour	SIMIL Similar
FORMA / Shape				TABLERO / Board	
REFERENCIA Reference	ACABADO Texture	LARGO Lenght	ANCHO Width	19 mm.	22 mm.
ABH-106	SOFT	3660	2050	●	—
ARB-810	SEF	2850/2800	2070	●	●
BLP-805	SEF	2850/2800	2070	●	●
ELN-915	V.H.	3660	2050	●	—
ELO-918	V.H.	3660	2050	●	—
ELY-916	V.H.	3660	2050	●	—
GAN-811	SEF	2850/2800	2070	●	●
HFX-176	RG	2800	2070	●	●
HFX-180	RG	2800	2070	●	●
HFX-181	RG	2800	2070	●	●
HJC-030	SOFTMAT	3660	2050	●	—
HJO-032	SOFTMAT	3660	2050	●	—
LYN-430	SOFTMAT	3660	2050	●	—
MES-799	V.V.	2850/2800	2070	●	●
OAC-809	PW	2800	2070	●	—
OAM-806	FUN	2850/2800	2070	●	●
OAN-807	FUN	2850/2800	2070	●	●
OAT-808	PW	2800	2070	●	—
PDE-021	SOFTMAT	3660	2050	●	—
PDK-022	SOFTMAT	3660	2050	●	—
PNH-003	RG	2800	2070	●	●
PNH-004	RG	2800	2070	●	●
RCH-028	RG	2800	2070	●	—
RCO-026	RG	2800	2070	●	—
RHO-027	RG	2800	2070	●	—
RSO-029	RG	2800	2070	●	●
SON-798	V.V.	2850/2800	2070	●	●



DISPONIBILIDAD BANDAS POSTFORMADAS

Postformed bars availability

RECUBRIMIENTO / Covering			MELAMINA
SOPORTE Core			T.AGLOMERADO Particle board
CONTRACARA Backside			COLOR Colour
FORMA Shape			RADIO 4 Radius 4
REFERENCIA Reference	ACABADO Texture	LARGO Lenght	19 mm.
ABH-106	SOFT	3660	●
HJC-030	SOFTMAT	3660	●
HJO-032	SOFTMAT	3660	●
LYN-430	SOFTMAT	3660	●
PDE-021	SOFTMAT	3660	●
PDK-022	SOFTMAT	3660	●



ANCHOS DISPONIBLES / Available widths				
147	247	297	347	397
447	497	597	697	897

● ESTANDAR STOCK / Standard stock

○ DISPONIBLE BAJO PEDIDO / Available on request

— NO DISPONIBLE / Not available

DISPONIBILIDAD BANDAS INTEGRADAS: HANDLE STYLE

Handle Style: integrated bars availability

RECUBRIMIENTO / Covering			MELAMINA / Melamine					
SOPORTE <i>Core</i>			TABLERO AGLOMERADO <i>Particle board</i>					
CONTRACARA <i>Backside</i>			COLOR <i>Colour</i>	SIMIL <i>Similar</i>				
FORMA / Shape			"J" / "J"					
REFERENCIA <i>Reference</i>	ACABADO <i>Texture</i>	LARGO <i>Length</i>	19 mm.	22 mm.	ANCHOS DISPONIBLES / Available widths			
ARB-810	SEF	2800	—	●	279	430	630	730
BLP-805	SEF	2850/2800	●	●	830	930	1299	—
BLP-805 (*)	SEF	2850	●	—				
ELN-915	V.H	3660	●	—				
ELO-918	V.H	3660	●	—				
ELY-916	V.H	3660	●	—				
GAN-811	SEF	2800	—	●				
HFX-176	RG	2800	—	●				
HFX-180	RG	2800	—	●				
HFX-181	RG	2800	—	●				
HJC-030	SOFTMAT	3660	●	—				
HJO-032	SOFTMAT	3660	●	—				
MES-799	SOFTMAT	2800	—	●				
OAM-806	FUN	2800	—	●				
OAN-807	FUN	2800	—	●				
PNH-003	RG	2800	●	●				
PNH-004	RG	2800	●	●				
RSO-029	RG	2800	—	●				
SON-798	V.V	2800	—	●				

DISPONIBILIDAD COMPLEMENTOS

Complements availability

TIPO / Type		LAMINADO / Laminated		MOLDURA	CANTOS PARA PUERTAS / Edges	
REFERENCIA <i>Reference</i>	ACABADO <i>Texture</i>	PLANCHA <i>Laminate piece</i>	MEDIDA mm. <i>Length mm.</i>	POSTFORMADA <i>Moulding</i>	SU COLOR <i>Same colour</i>	CRISTAL ALU <i>Glass ALU</i>
ABH-106	SOFT	—	—	—	●	—
ARB-810	SEF	—	—	—	●	—
BLP-805	SEF	—	—	—	●	—
ELN-915	V.H	—	—	—	●	—
ELO-918	V.H	—	—	—	●	—
ELY-916	V.H	—	—	—	●	—
GAN-811	SEF	—	—	—	●	—
HFX-176	RG	—	—	—	●	—
HFX-180	RG	—	—	—	●	—
HFX-181	RG	—	—	—	●	—
HJC-030	SOFTMAT	—	—	—	●	—
HJO-032	SOFTMAT	—	—	—	●	—
LYN-430	SOFTMAT	—	—	—	●	—
MES-799	V.V	—	—	—	●	—
OAC-809	PW	—	—	—	●	—
OAM-806	FUN	—	—	—	●	—
OAN-807	FUN	—	—	—	●	—
OAT-808	PW	—	—	—	●	—
PDE-021	SOFTMAT	—	—	—	●	—
PDK-022	SOFTMAT	—	—	—	●	—
PNH-003	RG	—	—	—	●	—
PNH-004	RG	—	—	—	●	—
RCH-028	RG	—	—	—	●	—
RCO-026	RG	—	—	—	●	—
RHO-027	RG	—	—	—	●	—
RSO-029	RG	—	—	—	●	—
SON-798	V.V	—	—	—	●	—

● ESTANDAR STOCK / Standard stock

○ DISPONIBLE BAJO PEDIDO / Available on request

— NO DISPONIBLE / Not available

DISPONIBILIDAD PUERTAS

Doors availability

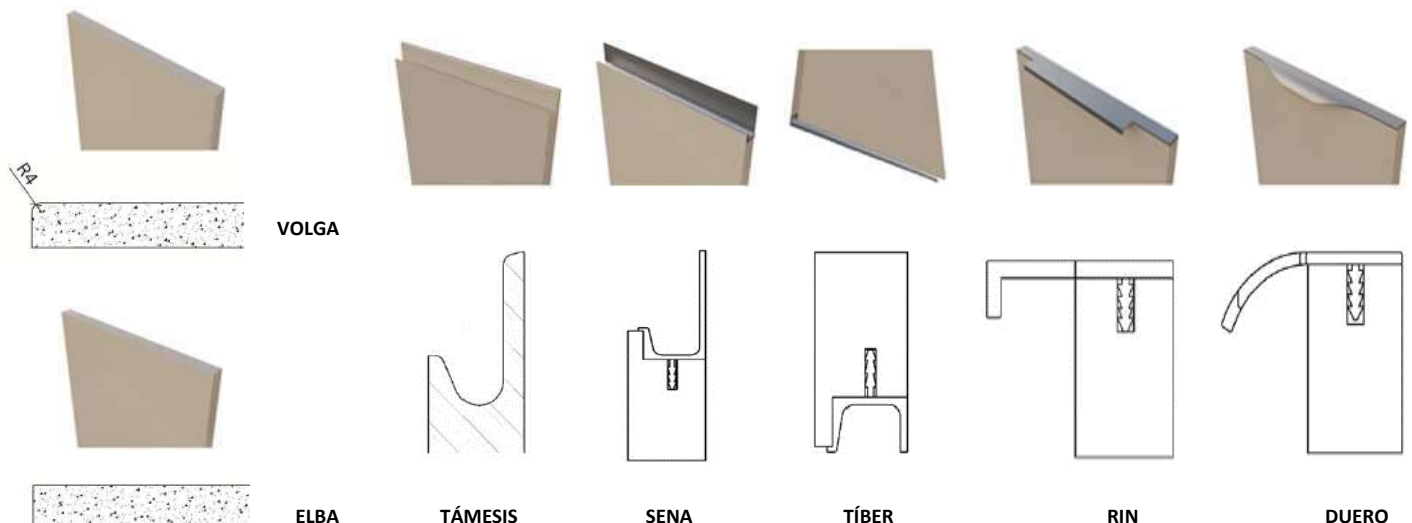
MODELO <i>Model</i>	VOLGA	ELBA		TÁMESIS		SENA	TÍBER	RIN	DUERO
RECUBRIMIENTO <i>Covering</i>	MELAMINA <i>Melamine</i>	MELAMINA <i>Melamine</i>		MELAMINA <i>Melamine</i>		MELAMINA <i>Melamine</i>			
CONTRACARA <i>Backside</i>	SIMIL <i>Similar</i>	SIMIL <i>Similar</i>		SIMIL <i>Similar</i>		SIMIL <i>Similar</i>			
SOPORTE <i>Core</i>	AGLOMERADO <i>Particle board</i>	AGLOMERADO <i>Particle board</i>		AGLOMERADO <i>Particle board</i>		AGLOMERADO <i>Particle board</i>			
TIPO DE CANTO <i>Edges type</i>	SU COLOR <i>Same colour</i>	SU COLOR <i>Same colour</i>		SU COLOR <i>Same colour</i>		SU COLOR <i>Same colour</i>			
REFERENCIA <i>Reference</i>	ACABADO <i>Texture</i>	19 mm.	19 mm.	22 mm.	19 mm.	22 mm.	19 mm.		
ABH-106	SOFT	●	●	—	—	—	—	●	●
ARB-810	SEF	—	●	●	—	●	—	●	●
BLP-805	SEF	—	●	●	●	●	—	●	●
BLP-805 (*)	SEF	—	—	—	●	—	—	—	—
ELN-915	VH	—	●	—	●	—	—	●	●
ELO-918	VH	—	●	—	●	—	—	●	●
ELY-916	VH	—	●	—	●	—	—	●	●
GAN-811	SEF	—	●	●	—	●	—	●	●
HFX-176	RG	—	●	●	—	●	—	●	●
HFX-180	RG	—	●	●	—	●	—	●	●
HFX-181	RG	—	●	●	—	●	—	●	●
HJC-030	SOFTMAT	●	●	—	●	—	—	●	●
HJO-032	SOFTMAT	●	●	—	●	—	—	●	●
LYN-430	SOFTMAT	●	●	—	—	—	—	●	●
MES-799	VV	—	●	●	—	●	—	●	●
OAC-809	PW	—	●	—	—	—	—	●	●
OAM-806	FUN	—	●	●	—	●	—	●	●
OAN-807	FUN	—	●	●	—	●	—	●	●
OAT-808	PW	—	●	—	—	—	—	●	●
PDE-021	SOFTMAT	●	●	—	—	—	—	●	●
PDK-022	SOFTMAT	●	●	—	—	—	—	●	●
PNH-003	RG	—	●	●	●	●	—	●	●
PNH-004	RG	—	●	●	●	●	—	●	●
RCH-028	RG	—	●	—	—	—	—	●	●
RCO-026	RG	—	●	—	—	—	—	●	●
RHO-027	RG	—	●	—	—	—	—	●	●
RSO-029	RG	—	●	●	—	●	—	●	●
SON-798	VV	—	●	●	—	●	—	●	●

Nota: referencia BLP-805 (*) modelo TÁMESIS, en diseño ELN-915 VH. / Note: reference BLP-905 (*) TAMESIS model, on ELN-915 VH design.

Nota: Modelo Támesis medida en altura superior a 1298 mm con perfil tirador y veta en vertical.

Note: Támesis model any measure higher than 1298 mm comes with handle and grain vertical profile.

● DISPONIBLE BAJO PEDIDO / Available on request — NO DISPONIBLE / Not available



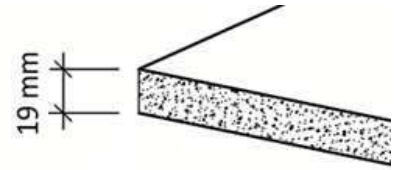
LAMINADO

Laminate

DISPONIBILIDAD TABLEROS

Boards availability

RECUBRIMIENTO / <i>Covering</i>				HPL 0,7 mm
SOPORTE <i>Core</i>				AGLOMERADO <i>Particle board</i>
CONTRACARA <i>Backside</i>				IDEM <i>Idem</i>
FORMA / <i>Shape</i>				TABLERO
REFERENCIA <i>Reference</i>	ACABADO <i>Texture</i>	LARGO <i>Lenght</i>	ANCHO <i>Width</i>	19 mm.
3091	BRILLO	3600	1520	●
3091	SEF	3600	1390	●
COV-222	BRILLO	3600	1520	●
GLB-247	BRILLO	3600	1520	●
GLC-158	BRILLO	3600	1390	●
GLG-400	BRILLO	3600	1390	●
GLI-159	BRILLO	3600	1390	●
GLK-401	BRILLO	3600	1390	●
GLP-283	BRILLO	3600	1520	●
GLR-244	BRILLO	3600	1390	●
GLS-248	BRILLO	3600	1390	●
INA-814	NDF	3600	1390	●
INB-812	NDF	3600	1390	●
INC-818	NDF	3600	1390	●
INM-817	NDF	3600	1390	●
INN-816	NDF	3600	1390	●
INP-813	NDF	3600	1390	●
INT-815	NDF	3600	1390	●
LAR-770	SOFT	3600	1520	●
MAC-820	STUCCO	3600	1390	●
MAY-819	STUCCO	3600	1390	●
MTG-765	BRILLO	3600	1390	●
OXA-445	WAX	3600	1390	●
OXM-444	WAX	3600	1390	●
PIR-022	SOFT	3600	1390	●
PIV-023	SOFT	3600	1390	●
RON-803	O.P.	3600	1520	●
TRC-443	WAX	3600	1390	●



DISPONIBILIDAD BANDAS POSTFORMADAS

Postformed bars availability

RECUBRIMIENTO / <i>Covering</i>			HPL 0,7 mm					
SOPORTE <i>Core</i>			AGLOMERADO <i>Particle board</i>					
CONTRACARA <i>Backside</i>			IDEM <i>Idem</i>					
FORMA <i>Shape</i>			RADIO 2 <i>Radius 2</i>					
REFERENCIA <i>Reference</i>	ACABADO <i>Texture</i>	LARGO <i>Lenght</i>	19 mm.	ANCHOS DISPONIBLES / <i>Available widths</i>				
3091	BRILLO	3600	●					
3091	SEF	3600	●					
COV-222	BRILLO	3600	●					
GLB-247	BRILLO	3600	●					
GLC-158	BRILLO	3600	●					
GLG-400	BRILLO	3600	●					
GLI-159	BRILLO	3600	●					
GLK-401	BRILLO	3600	●					
GLP-283	BRILLO	3600	●					
GLR-244	BRILLO	3600	●					
GLS-248	BRILLO	3600	●					
LAR-770	SOFT	3600	●					
MTG-765	BRILLO	3600	●					
PIR-022	SOFT	3600	●					
PIV-023	SOFT	3600	●	147	247	297	347	397
RON-803	O.P.	3600	●	447	497	597	697	897

● ESTANDAR STOCK / *Standard stock*

○ DISPONIBLE BAJO PEDIDO / *Available on request*

— NO DISPONIBLE / *Not available*

DISPONIBILIDAD COMPLEMENTOS
Complements availability

TIPO / Type		LAMINADO / Laminated		MOLDURA	CANTOS PARA PUERTAS	
REFERENCIA <i>Reference</i>	ACABADO <i>Texture</i>	PLANCHA <i>Laminate piece</i>	MEDIDA mm. <i>Lenght mm.</i>	POSTFORMADA <i>Postformed moulding</i>	SU COLOR <i>Same colour edge</i>	CRISTAL ALUMINIO <i>Aluminum glass edge</i>
3091	BRILLO	●	3600x1530	○	●	●
3091	SEF	●	3600x1400	○	●	—
COV-222	BRILLO	●	3600x1530	○	●	●
GLB-247	BRILLO	●	3600x1530	○	●	●
GLC-158	BRILLO	●	3600x1400	○	●	●
GLG-400	BRILLO	●	3600x1400	○	●	●
GLI-159	BRILLO	●	3600x1400	○	●	—
GLK-401	BRILLO	●	3600x1400	○	●	●
GLP-283	BRILLO	●	3600x1530	○	●	●
GLR-244	BRILLO	●	3600x1400	○	●	●
GLS-248	BRILLO	●	3600x1400	○	●	●
INA-814	NDF	●	3600x1400	—	●	—
INB-812	NDF	●	3600x1400	—	●	—
INC-818	NDF	●	3600x1400	—	●	—
INM-817	NDF	●	3600x1400	—	●	—
INN-816	NDF	●	3600x1400	—	●	—
INP-813	NDF	●	3600x1400	—	●	—
INT-815	NDF	●	3600x1400	—	●	—
LAR-770	SOFT	●	3600x1530	○	●	—
MAC-820	STUCCO	●	3600x1400	○	●	—
MAY-819	STUCCO	●	3600x1400	○	●	—
MTG-765	BRILLO	●	3600x1400	○	●	—
OXA-445	WAX	●	3600x1400	○	●	—
OXM-444	WAX	●	3600x1400	○	●	—
PIR-022	SOFT	●	3600x1400	○	●	—
PIV-023	SOFT	●	3600x1400	○	●	—
RON-803	O.P.	●	3600x1530	○	●	—
TRC-443	WAX	●	3600x1400	○	●	—

 ● ESTANDAR STOCK / *Standard stock*

 ○ DISPONIBLE BAJO PEDIDO / *Available on request*

 — NO DISPONIBLE / *Not available*

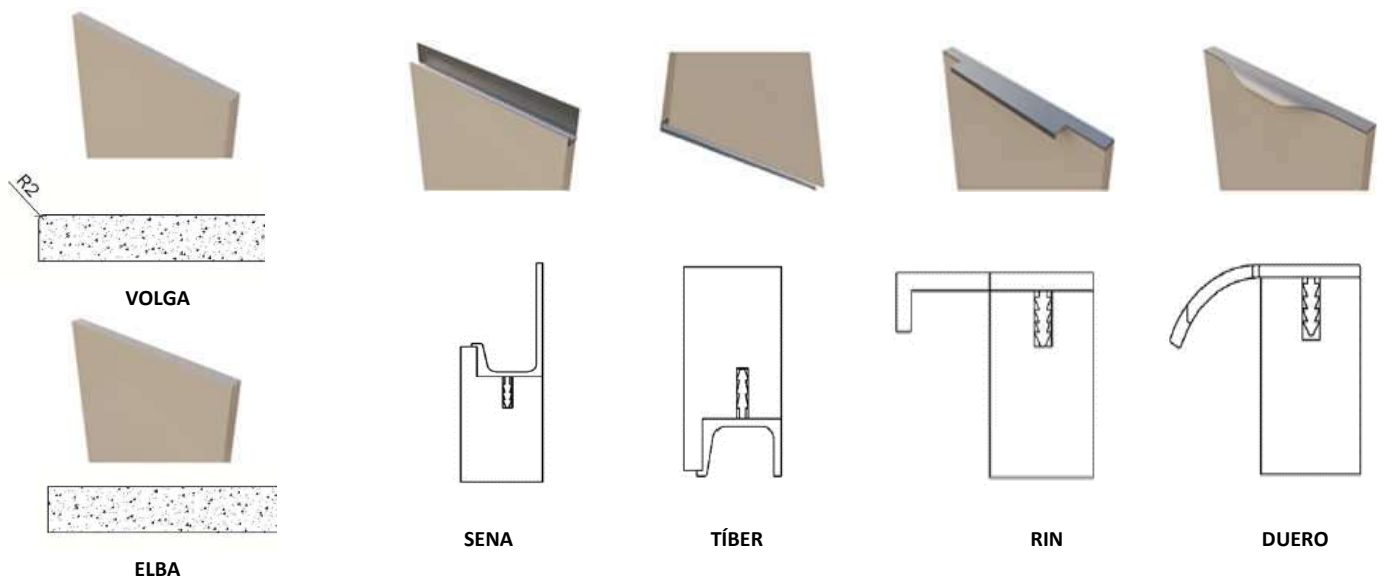
DISPONIBILIDAD PUERTAS

Doors availability

MODELO <i>Model</i>		VOLGA	ELBA		SENA	TÍBER	RIN	DUERO
RECUBRIMIENTO <i>Covering</i>		HPL	HPL		HPL			
CONTRACARA <i>Backside</i>		IDEM <i>Idem</i>	IDEM <i>Idem</i>		IDEM <i>Idem</i>			
SOPORTE <i>Core</i>		AGLOMERADO <i>Particle board</i>	AGLOMERADO <i>Particle board</i>		AGLOMERADO <i>Particle board</i>			
TIPO DE CANTO <i>Edges type</i>		SU COLOR <i>Same colour</i>	SU COLOR <i>Same colour</i>	CRISTAL ALUM. <i>Aluminum glass</i>	SU COLOR <i>Same colour</i>		CANTO CRISTAL ALUMINIO <i>Aluminum glass edge</i>	
REFERENCIA <i>Reference</i>	ACABADO <i>Texture</i>	19 mm.	19 mm.		19 mm.			
3091	BRILLO	●	●	●	●			●
3091	SEF	●	●	—	●			—
COV-222	BRILLO	●	●	●	●			●
GLB-247	BRILLO	●	●	●	●			●
GLC-158	BRILLO	●	●	●	●			●
GLG-400	BRILLO	●	●	●	●			●
GLI-159	BRILLO	●	●	—	●			—
GLK-401	BRILLO	●	●	●	●			●
GLP-283	BRILLO	●	●	●	●			●
GLR-244	BRILLO	●	●	●	●			●
GLS-248	BRILLO	●	●	●	●			●
INA-814	NDF	—	●	—	●			—
INB-812	NDF	—	●	—	●			—
INC-818	NDF	—	●	—	●			—
INM-817	NDF	—	●	—	●			—
INN-816	NDF	—	●	—	●			—
INP-813	NDF	—	●	—	●			—
INT-815	NDF	—	●	—	●			—
LAR-770	SOFT	●	●	—	●			—
MAC-820	STUCCO	—	●	—	●			—
MAY-819	STUCCO	—	●	—	●			—
MTG-765	BRILLO	●	●	—	●			—
OXA-445	WAX	—	●	—	●			—
OXM-444	WAX	—	●	—	●			—
PIR-022	SOFT	●	●	—	●			—
PIV-023	SOFT	●	●	—	●			—
RON-803	O.P.	●	●	—	●			—
TRC-443	WAX	—	●	—	●			—

● DISPONIBLE BAJO PEDIDO / Available on request

— NO DISPONIBLE / Not available



PET
Pet

DISPONIBILIDAD TABLEROS

Boards availability

RECUBRIMIENTO / <i>Covering</i>				PET		PET	
SOPORTE <i>Core</i>				MDF <i>Fibre board</i>		AGLOMERADO <i>Particle board</i>	
CONTRACARA <i>Backside</i>				IDEM <i>Idem</i>	BLANCA <i>White</i>	IDEM <i>Idem</i>	BLANCA <i>White</i>
FORMA / <i>Shape</i>				TABLERO		TABLERO	
REFERENCIA <i>Reference</i>	ACABADO <i>Texture</i>	LARGO <i>Length</i>	ANCHO <i>Width</i>	19 mm.		19 mm.	
PEB-070	BRILLO	2850	1220	○	●	—	—
PEB-071	BRILLO	2850	1220	○	●	—	—
PEB-072	BRILLO	2850	1220	○	●	—	—
PEB-073	BRILLO	2850	1220	○	●	—	—
PEB-075	BRILLO	2850	1220	○	●	—	—
PEB-076	BRILLO	2850	1220	○	●	—	—
PEB-077	BRILLO	2850	1220	○	●	—	—
PEB-078	BRILLO	2850	1220	○	●	—	—
PEB-080	BRILLO	2850	1220	○	●	—	—
PEB-081	BRILLO	2850	1220	○	●	—	—
PEM-053	SUPERMATE	2850	1220	—	—	○	●
PEM-055	SUPERMATE	2850	1220	—	—	○	●
PEM-056	SUPERMATE	2850	1220	—	—	○	●
PEM-057	SUPERMATE	2850	1220	—	—	○	●
PEM-058	SUPERMATE	2850	1220	—	—	○	●
PEM-060	SUPERMATE	2850	1220	—	—	○	●
PEM-061	SUPERMATE	2850	1220	—	—	○	●
PEM-063	SUPERMATE	2850	1220	—	—	○	●
PEM-064	SUPERMATE	2850	1220	—	—	○	●

DISPONIBILIDAD BANDAS POSTFORMADAS

Postformed bars availability

RECUBRIMIENTO / <i>Covering</i>			PET BRILLO	PET MATE
SOPORTE <i>Core</i>			MDF <i>Fibre board</i>	AGLOMERADO <i>Particle board</i>
CONTRACARA <i>Backside</i>			BLANCA <i>White</i>	BLANCA <i>White</i>
FORMA <i>Shape</i>			RADIO 1 <i>Radius 1</i>	RADIO 1 <i>Radius 1</i>
REFERENCIA <i>Reference</i>	ACABADO <i>Texture</i>	LARGO <i>Length</i>	19 mm.	19 mm.
PEB-070	BRILLO	2850	●	—
PEB-071	BRILLO	2850	●	—
PEB-072	BRILLO	2850	●	—
PEB-073	BRILLO	2850	●	—
PEB-075	BRILLO	2850	●	—
PEB-076	BRILLO	2850	●	—
PEB-077	BRILLO	2850	●	—
PEB-078	BRILLO	2850	●	—
PEB-080	BRILLO	2850	●	—
PEB-081	BRILLO	2850	●	—
PEM-053	SUPERMATE	2850	—	●
PEM-055	SUPERMATE	2850	—	●
PEM-056	SUPERMATE	2850	—	●
PEM-057	SUPERMATE	2850	—	●
PEM-058	SUPERMATE	2850	—	●
PEM-060	SUPERMATE	2850	—	●
PEM-061	SUPERMATE	2850	—	●
PEM-063	SUPERMATE	2850	—	●
PEM-064	SUPERMATE	2850	—	●

ANCHOS DISPONIBLES / <i>Available widths</i>				
147	247	297	347	397
447	497	597	697	897

● ESTANDAR STOCK / *Standard stock*

○ DISPONIBLE BAJO PEDIDO / *Available on request*

— NO DISPONIBLE / *Not available*

DISPONIBILIDAD COMPLEMENTOS

Complements availability

TIPO / Type		LAMINADO / Laminated		MOLDURA	CANTOS PARA PUERTAS	
REFERENCIA <i>Reference</i>	ACABADO <i>Texture</i>	PLANCHA <i>Laminate piece</i>	MEDIDA mm. <i>Lenght mm.</i>	POSTFORMAD. <i>Postformed moulding</i>	SU COLOR <i>Same colour edge</i>	CRISTAL ALUMINIO <i>Aluminum glass edge</i>
PEB-070	BRILLO	—	—	—	●	●
PEB-071	BRILLO	—	—	—	●	●
PEB-072	BRILLO	—	—	—	●	●
PEB-073	BRILLO	—	—	—	●	●
PEB-075	BRILLO	—	—	—	●	●
PEB-076	BRILLO	—	—	—	●	●
PEB-077	BRILLO	—	—	—	●	●
PEB-078	BRILLO	—	—	—	●	●
PEB-080	BRILLO	—	—	—	●	●
PEB-081	BRILLO	—	—	—	●	●
PEM-053	SUPERMATE	—	—	—	●	●
PEM-055	SUPERMATE	—	—	—	●	●
PEM-056	SUPERMATE	—	—	—	●	●
PEM-057	SUPERMATE	—	—	—	●	●
PEM-058	SUPERMATE	—	—	—	●	●
PEM-060	SUPERMATE	—	—	—	●	●
PEM-061	SUPERMATE	—	—	—	●	●
PEM-063	SUPERMATE	—	—	—	●	●
PEM-064	SUPERMATE	—	—	—	●	●

● ESTANDAR STOCK / *Standard stock*

○ DISPONIBLE BAJO PEDIDO / *Available on request*

— NO DISPONIBLE / *Not available*

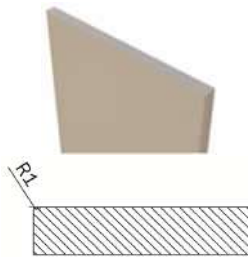
DISPONIBILIDAD PUERTAS

Doors availability


MODELO <i>Model</i>		VOLGA		ELBA		SENA	TÍBER	RIN	DUERO
RECUBRIMIENTO <i>Covering</i>		PET BRILLO	PET MATE	PET BRILLO	PET MATE	PET BRILLO / MATE			
CONTRACARA / <i>Backside</i>		BLANCA / <i>White</i>		BLANCA / <i>White</i>		BLANCA / <i>White</i>			
SOPORTE <i>Core</i>		MDF <i>Fibre board</i>	AGLOMERADO <i>Particle board</i>	MDF <i>Fibre board</i>	AGLOMERADO <i>Particle board</i>	MDF / AGLOMERADO <i>Fibre board / Particle board</i>			
TIPO DE CANTO <i>Edges type</i>		SU COLOR <i>Same colour</i>		SU COLOR - CRISTAL ALUM.	SU COLOR - CRISTAL ALUM.	SU COLOR <i>Same colour</i>		CANTO CRISTAL ALUMINIO <i>Aluminum glass edge</i>	
REFERENCIA <i>Reference</i>	ACABADO <i>Texture</i>	19 mm.		19 mm.		19 mm.			
PEB-070	BRILLO	●	—	●	—	●			●
PEB-071	BRILLO	●	—	●	—	●			●
PEB-072	BRILLO	●	—	●	—	●			●
PEB-073	BRILLO	●	—	●	—	●			●
PEB-075	BRILLO	●	—	●	—	●			●
PEB-076	BRILLO	●	—	●	—	●			●
PEB-077	BRILLO	●	—	●	—	●			●
PEB-078	BRILLO	●	—	●	—	●			●
PEB-080	BRILLO	●	—	●	—	●			●
PEB-081	BRILLO	●	—	●	—	●			●
PEM-053	SUPERMATE	—	●	—	●	●			●
PEM-055	SUPERMATE	—	●	—	●	●			●
PEM-056	SUPERMATE	—	●	—	●	●			●
PEM-057	SUPERMATE	—	●	—	●	●			●
PEM-058	SUPERMATE	—	●	—	●	●			●
PEM-060	SUPERMATE	—	●	—	●	●			●
PEM-061	SUPERMATE	—	●	—	●	●			●
PEM-063	SUPERMATE	—	●	—	●	●			●
PEM-064	SUPERMATE	—	●	—	●	●			●

● DISPONIBLE BAJO PEDIDO / *Available on request*

— NO DISPONIBLE / *Not available*



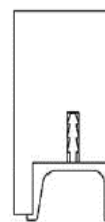
VOLGA



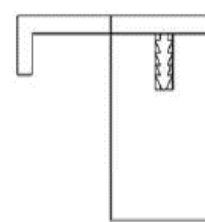
ELBA



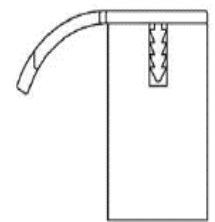
SENA



TÍBER



RIN

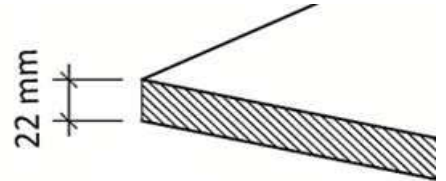


DUERO

DISPONIBILIDAD TABLEROS: PREMIUM SELECTION

Premium Selection: boards availability

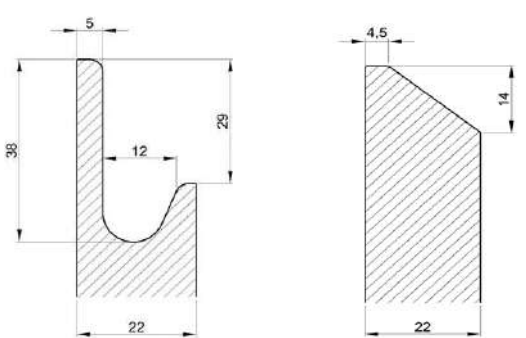
RECUBRIMIENTO / <i>Covering</i>				PET
SOPORTE <i>Core</i>				MDF <i>Fibre board</i>
CONTRACARA <i>Backside</i>				SIMIL <i>Similar</i>
FORMA / <i>Shape</i>				TABLERO
REFERENCIA <i>Reference</i>	ACABADO <i>Texture</i>	LARGO <i>Lenght</i>	ANCHO <i>Width</i>	22 mm.
PEB-070	BRILLO	2850	1220	●
PEB-071	BRILLO	2850	1220	●
PEB-072	BRILLO	2850	1220	●
PEB-073	BRILLO	2850	1220	●
PEB-077	BRILLO	2850	1220	●
PEB-078	BRILLO	2850	1220	●
PEB-080	BRILLO	2850	1220	●
PEB-081	BRILLO	2850	1220	●
PEM-055	SUPERMATE	2850	1220	●
PEM-056	SUPERMATE	2850	1220	●
PEM-057	SUPERMATE	2850	1220	●
PEM-058	SUPERMATE	2850	1220	●
PEM-060	SUPERMATE	2850	1220	●
PEM-061	SUPERMATE	2850	1220	●
PEM-063	SUPERMATE	2850	1220	●
PEM-064	SUPERMATE	2850	1220	●



DISPONIBILIDAD BANDAS INTEGRADAS: PREMIUM SELECTION

Premium Selection: integrated bars availability

RECUBRIMIENTO / <i>Covering</i>			PET	
SOPORTE <i>Core</i>			MDF <i>Fibre board</i>	
CONTRACARA <i>Backside</i>			SIMIL <i>Similar</i>	
FORMA <i>Shape</i>			"J"	45º
			"J"	45º
REFERENCIA <i>Reference</i>	ACABADO <i>Texture</i>	LARGO <i>Lenght</i>	22 mm.	
PEB-070	BRILLO	2850	●	●
PEB-071	BRILLO	2850	●	●
PEB-072	BRILLO	2850	●	●
PEB-073	BRILLO	2850	●	●
PEB-077	BRILLO	2850	●	●
PEB-078	BRILLO	2850	●	●
PEB-080	BRILLO	2850	●	●
PEB-081	BRILLO	2850	●	●
PEM-055	SUPERMATE	2850	●	●
PEM-056	SUPERMATE	2850	●	●
PEM-057	SUPERMATE	2850	●	●
PEM-058	SUPERMATE	2850	●	●
PEM-060	SUPERMATE	2850	●	●
PEM-061	SUPERMATE	2850	●	●
PEM-063	SUPERMATE	2850	●	●
PEM-064	SUPERMATE	2850	●	●



ANCHOS DISPONIBLES / <i>Available widths</i>			
260	430	630	730
830	930	1185	—

● ESTANDAR STOCK / *Standard stock*

○ DISPONIBLE BAJO PEDIDO / *Available on request*

— NO DISPONIBLE / *Not available*

DISPONIBILIDAD COMPLEMENTOS

Complements availability

TIPO / Type		LAMINADO / Laminated		MOLDURA	CANTOS PARA PUERTAS	
REFERENCIA <i>Reference</i>	ACABADO <i>Texture</i>	PLANCHA <i>Laminate piece</i>	MEDIDA mm. <i>Lenght mm.</i>	POSTFORMAD. <i>Postformed moulding</i>	SU COLOR <i>Same colour edge</i>	CRISTAL ALUMINIO <i>Aluminum glass edge</i>
PEB-070	BRILLO	—	—	—	●	—
PEB-071	BRILLO	—	—	—	●	—
PEB-072	BRILLO	—	—	—	●	—
PEB-073	BRILLO	—	—	—	●	—
PEB-077	BRILLO	—	—	—	●	—
PEB-078	BRILLO	—	—	—	●	—
PEB-080	BRILLO	—	—	—	●	—
PEB-081	BRILLO	—	—	—	●	—
PEM-055	SUPERMATE	—	—	—	●	—
PEM-056	SUPERMATE	—	—	—	●	—
PEM-057	SUPERMATE	—	—	—	●	—
PEM-058	SUPERMATE	—	—	—	●	—
PEM-060	SUPERMATE	—	—	—	●	—
PEM-061	SUPERMATE	—	—	—	●	—
PEM-063	SUPERMATE	—	—	—	●	—
PEM-064	SUPERMATE	—	—	—	●	—

● ESTANDAR STOCK / *Standard stock*

○ DISPONIBLE BAJO PEDIDO / *Available on request*

— NO DISPONIBLE / *Not available*

DISPONIBILIDAD PUERTAS PREMIUM SELECTION

Premium Selection doors availability

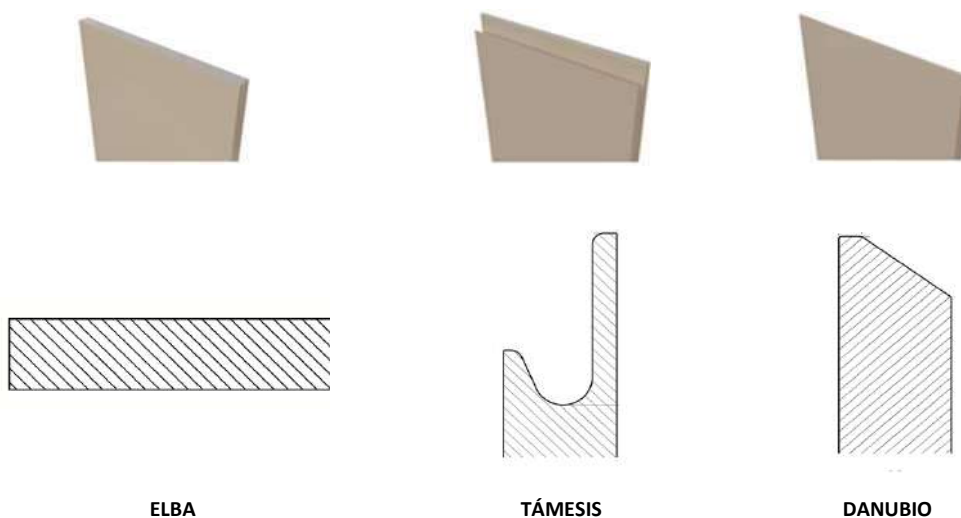
MODELO <i>Model</i>		ELBA	TÁMESIS	DANUBIO
RECUBRIMIENTO <i>Covering</i>		PET BRILLO PET MATE	PET BRILLO PET MATE	PET BRILLO PET MATE
CONTRACARA <i>Backside</i>		SIMIL <i>Similar</i>	SIMIL <i>Similar</i>	SIMIL <i>Similar</i>
SOPORTE <i>Core</i>		MDF <i>Fibre board</i>	MDF <i>Fibre board</i>	MDF <i>Fibre board</i>
TIPO DE CANTO <i>Edges type</i>		SU COLOR <i>Same colour</i>	SU COLOR <i>Same colour</i>	SU COLOR <i>Same colour</i>
REFERENCIA <i>Reference</i>	ACABADO <i>Texture</i>	22 mm.	22 mm.	22 mm.
PEB-070	BRILLO	●	●	●
PEB-071	BRILLO	●	●	●
PEB-072	BRILLO	●	●	●
PEB-073	BRILLO	●	●	●
PEB-077	BRILLO	●	●	●
PEB-078	BRILLO	●	●	●
PEB-080	BRILLO	●	●	●
PEB-081	BRILLO	●	●	●
PEM-055	SUPERMATE	●	●	●
PEM-056	SUPERMATE	●	●	●
PEM-057	SUPERMATE	●	●	●
PEM-058	SUPERMATE	●	●	●
PEM-060	SUPERMATE	●	●	●
PEM-061	SUPERMATE	●	●	●
PEM-063	SUPERMATE	●	●	●
PEM-064	SUPERMATE	●	●	●

Nota: modelos TÁMESIS y DANUBIO con medida en altura superior a 1185 mm, tirador en vertical.

TÁMESIS and DANUBIO models any measure higher than 1185 mm comes with vertical.

● DISPONIBLE BAJO PEDIDO / *Available on request*

— NO DISPONIBLE / *Not available*



ELBA

TÁMESIS

DANUBIO

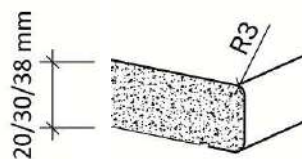
LAMINADO ENCIMERA

Worktop laminate

DISPONIBILIDAD ENCIMERAS POSTFORMADA RADIO 3 mm.

Postformed radius 3 mm worktops availability

LAMINADO / Laminate		HPL					
FORMA / Shape		3 mm POSTFORMADO / Postformed 3 mm					
ESPESOR Thickness		20 mm.	30 mm.			38 mm.	
SOPORTE AGLOMERADO Particle board core		ESTANDAR Standard	ESTANDAR Standard		HIDROFUGO Moisture resis	ESTANDAR Standard	HIDROFUGO Moisture resis
REFERENCIA Reference	ACABADO Texture	SUPRA	ECO	SUPRA	SUPRA	SUPRA	SUPRA
3091	PIETRA	○	●	○	○	●	○
3091	SEF	○	●	○	○	●	○
3306	BRILLO	○	●	○	○	●	○
3308	BRILLO	○	●	○	○	●	○
3309	BRILLO	○	●	○	○	○	○
3313	BRILLO	○	●	○	○	○	○
3314	BRILLO	○	●	○	○	○	○
3315	BRILLO	○	●	○	○	○	○
3316	BRILLO	○	●	○	○	○	○
8001	TF	○	○	○	○	○	○
ANA-043	ANNAPURNA	○	●	○	○	●	○
ANC-042	ANNAPURNA	○	●	○	○	●	○
ANG-044	ANNAPURNA	●	●	○	○	●	○
ANM-047	ANNAPURNA	●	●	○	○	●	○
ANN-048	ANNAPURNA	○	●	○	○	●	○
ARE-261	STONE	○	○	○	○	○	○
CAI-036	SOFT	○	●	○	○	●	○
CAL-800	FEEL	○	●	○	○	○	●
CAT-178	SOFT	○	○	○	○	●	○
COV-222	TF	○	○	○	○	○	○
EVE-801	FEEL	○	●	○	○	○	●
F-271	BRILLO	○	○	○	○	○	○
F-281	BRILLO	○	●	○	○	○	○
GLG-400	TF	○	○	○	○	○	○
GLM-246	PIETRA	○	○	○	○	●	○
GLP-283	PIETRA	○	●	○	○	●	○
GLP-283	ROCK	●	○	○	○	○	○
H-203	SOFT	○	○	○	○	○	○
INA-814	NDF	○	●	○	○	○	●
INB-812	NDF	○	●	○	○	○	●
INC-818	NDF	○	●	○	○	○	●
INM-817	NDF	○	●	○	○	○	●
INN-816	NDF	○	●	○	○	○	●
INP-813	NDF	○	●	○	○	○	●
INT-815	NDF	○	●	○	○	○	●
KMM-740	WAX	●	○	○	○	●	○
LAR-770	SOFT	●	●	○	○	●	○
LSB-777	PIETRA	○	●	○	○	●	○
MAC-820	STUCCO	○	●	○	○	○	○
MAY-819	STUCCO	●	●	○	○	○	○
MTA-768	BRILLO	○	○	○	○	●	○
MTC-769	BRILLO	○	○	○	○	○	○
MTG-765	BRILLO	○	○	○	○	○	○
NMN-744	BRILLO	○	○	○	○	○	○
OAS-278	STONE	○	○	○	○	○	○
OXA-445	WAX	○	○	○	○	●	○
OXM-444	WAX	●	○	○	○	●	○
PIZ-224	SOFT	○	○	○	○	○	○
PP-5564	BRILLO	○	○	○	○	○	○
PP-5568	BRILLO	○	○	○	○	○	○
PP-7581	SOFT	○	○	○	○	○	○

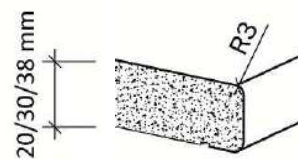


● ESTANDAR STOCK / Standard stock ○ DISPONIBLE BAJO PEDIDO / Available on request — NO DISPONIBLE / Not available

DISPONIBILIDAD ENCIMERAS POSTFORMADA RADIO 3 mm.

Postformed radius 3 mm worktops availability

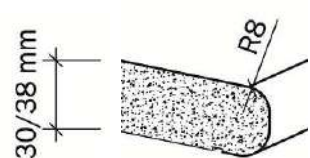
LAMINADO / Laminate		HPL					
FORMA / Shape		3 mm POSTFORMADO / Postformed 3 mm					
ESPESOR Thickness		20 mm.	30 mm.			38 mm.	
SOPORTE AGLOMERADO Particle board core		ESTANDAR Standard	ESTANDAR Standard		HIDROFUGO Moisture resis	ESTANDAR Standard	HIDROFUGO Moisture resis
REFERENCIA Reference	ACABADO Texture	SUPRA	ECO	SUPRA	SUPRA	SUPRA	SUPRA
PSF-143	SOFT	○	○	○	○	○	○
RG-102	BRILLO	○	○	○	○	○	○
RGA-9620	BRILLO	○	○	○	○	○	○
RGR-9640	BRILLO	○	○	○	○	○	○
RON-803	OP	○	●	○	○	○	●
ROS-804	OP	○	●	○	○	○	●
SLN-440	ROCK	●	○	○	○	○	○
TRA-260	STONE	○	○	○	○	○	○
TRC-443	WAX	●	○	○	○	●	○
VEC-773	WAX	●	○	○	○	●	○
VEO-774	WAX	○	○	○	○	●	○
COV-222	BRILLO	○	○	○	○	○	○
GLB-247	BRILLO	○	○	○	○	○	○
GLC-158	BRILLO	○	○	○	○	○	○
GLG-400	BRILLO	○	○	○	○	○	○
GLI-159	BRILLO	○	○	○	○	○	○
GLK-401	BRILLO	○	○	○	○	○	○
GLP-283	BRILLO	○	○	○	○	○	○
GLR-244	BRILLO	○	○	○	○	○	○
GLS-248	BRILLO	○	○	○	○	○	○



DISPONIBILIDAD ENCIMERAS POSTFORMADA RADIO 8 mm.

Postformed radius 8 mm worktops availability

LAMINADO / Laminate		HPL				
FORMA / Shape		8 mm POSTFORMADO / Postformed 8 mm				
ESPESOR Thickness		30 mm.			38 mm.	
SOPORTE AGLOMERADO Particle board core		ESTANDAR Standard		HIDROFUGO Moisture resis	ESTANDAR Standard	HIDROFUGO Moisture resis
REFERENCIA Reference	ACABADO Texture	ECO	SUPRA	SUPRA	SUPRA	SUPRA
3091	PIETRA	—	—	—	—	—
3091	SEF	●	○	○	●	○
3306	BRILLO	—	—	—	—	—
3308	BRILLO	—	—	—	—	—
3309	BRILLO	—	—	—	—	—
3313	BRILLO	—	—	—	—	—
3314	BRILLO	—	—	—	—	—
3315	BRILLO	—	—	—	—	—
3316	BRILLO	—	—	—	—	—
8001	TF	●	○	○	○	○
ANA-043	ANNAPURNA	—	—	—	—	—
ANC-042	ANNAPURNA	—	—	—	—	—
ANG-044	ANNAPURNA	—	—	—	—	—
ANM-047	ANNAPURNA	—	—	—	—	—
ANN-048	ANNAPURNA	—	—	—	—	—
ARE-261	STONE	●	○	○	○	○
CAI-036	SOFT	—	—	—	—	—
CAL-800	FEEL	—	—	—	—	—
CAT-178	SOFT	●	○	○	●	○

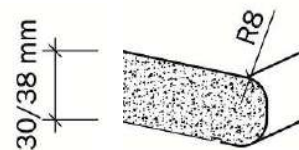


● ESTANDAR STOCK / Standard stock ○ DISPONIBLE BAJO PEDIDO / Available on request — NO DISPONIBLE / Not available

DISPONIBILIDAD ENCIMERAS POSTFORMADA RADIO 8 mm.

Postformed radius 8 mm worktops availability

LAMINADO / Laminate		HPL				
FORMA / Shape		8 mm POSTFORMADO / Postformed 8 mm				
ESPESOR Thickness		30 mm.			38 mm.	
SOPORTE AGLOMERADO Particle board core		ESTANDAR Standard		HIDROFUGO Moisture resis	ESTANDAR Standard	HIDROFUGO Moisture resis
REFERENCIA Reference	ACABADO Texture	ECO	SUPRA	SUPRA	SUPRA	SUPRA
COV-222	TF	●	○	○	○	○
EVE-801	FEEL	—	—	—	—	—
F-271	BRILLO	●	○	○	○	○
F-281	BRILLO	○	○	○	○	○
GLG-400	TF	●	○	○	○	○
GLM-246	PIETRA	○	○	○	○	○
GLP-283	PIETRA	○	○	○	○	○
GLP-283	ROCK	●	○	○	●	○
H-203	SOFT	●	○	○	○	○
INA-814	NDF	○	○	○	○	○
INB-812	NDF	○	○	○	○	○
INC-818	NDF	○	○	○	○	○
INM-817	NDF	○	○	○	○	○
INN-816	NDF	○	○	○	○	○
INP-813	NDF	○	○	○	○	○
INT-815	NDF	○	○	○	○	○
KMM-740	WAX	●	○	○	●	○
LAR-770	SOFT	○	○	○	○	○
LSB-777	PIETRA	—	—	—	—	—
MAC-820	STUCCO	○	○	○	○	○
MAY-819	STUCCO	○	○	○	○	○
MTA-768	BRILLO	○	○	○	○	○
MTC-769	BRILLO	○	○	○	○	○
MTG-765	BRILLO	○	○	○	○	○
NMN-744	BRILLO	●	○	○	○	○
OAS-278	STONE	●	○	○	○	○
OXA-445	WAX	●	○	○	○	○
OXM-444	WAX	●	○	○	○	○
PIZ-224	SOFT	●	○	○	○	○
PP-5564	BRILLO	●	○	○	○	○
PP-5568	BRILLO	●	○	○	○	○
PP-7581	SOFT	●	○	○	○	○
PSF-143	SOFT	●	○	○	○	○
RG-102	BRILLO	●	○	○	○	○
RGA-9620	BRILLO	●	○	○	○	○
RGR-9640	BRILLO	●	○	○	○	○
RON-803	OP	○	○	○	○	○
ROS-804	OP	○	○	○	○	○
SLN-440	ROCK	●	○	○	○	○
TRA-260	STONE	●	○	○	○	○
TRC-443	WAX	●	○	○	●	○
VEC-773	WAX	○	○	○	○	○
VEO-774	WAX	○	○	○	○	○



● ESTANDAR STOCK / Standard stock

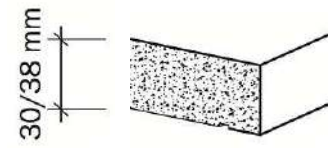
○ DISPONIBLE BAJO PEDIDO / Available on request

— NO DISPONIBLE / Not available

DISPONIBILIDAD ENCIMERAS RECTA CANTEADA

Straight edge worktops availability

LAMINADO / <i>Laminate</i>		HPL				
FORMA / <i>Shape</i>		RECTO CANTEADO / <i>Straight edge</i>				
ESPESOR <i>Thickness</i>		30 mm.			38 mm.	
SOPORTE AGLOMERADO <i>Particle board core</i>		ESTANDAR <i>Standard</i>		HIDROFUGO <i>Moisture resis</i>	ESTANDAR <i>Standard</i>	HIDROFUGO <i>Moisture resis</i>
REFERENCIA <i>Reference</i>	ACABADO <i>Texture</i>	ECO	SUPRA	SUPRA	SUPRA	SUPRA
3091	PIETRA	—	—	—	—	—
3091	SEF	—	—	—	—	—
3306	BRILLO	—	—	○	—	○
3308	BRILLO	—	—	○	—	○
3309	BRILLO	—	—	○	—	—
3313	BRILLO	—	—	—	—	—
3314	BRILLO	—	—	○	—	○
3315	BRILLO	—	—	○	—	—
3316	BRILLO	—	—	○	—	○
8001	TF	—	—	—	—	—
ANA-043	ANNAPURNA	—	—	—	—	—
ANC-042	ANNAPURNA	—	—	—	—	—
ANG-044	ANNAPURNA	—	—	—	—	—
ANM-047	ANNAPURNA	—	—	—	—	—
ANN-048	ANNAPURNA	—	—	—	—	—
ARE-261	STONE	—	—	—	—	—
CAI-036	SOFT	—	—	—	—	—
CAL-800	FEEL	—	—	—	—	—
CAT-178	SOFT	—	—	—	—	—
COV-222	TF	—	—	—	—	—
EVE-801	FEEL	—	—	—	—	—
F-271	BRILLO	—	—	—	—	—
F-281	BRILLO	—	—	—	—	—
GLG-400	TF	—	—	—	—	—
GLM-246	PIETRA	—	—	—	—	—
GLP-283	PIETRA	—	—	—	—	—
GLP-283	ROCK	—	—	—	—	—
H-203	SOFT	—	—	—	—	—
INA-814	NDF	—	—	—	—	—
INB-812	NDF	—	—	—	—	—
INC-818	NDF	—	—	—	—	—
INM-817	NDF	—	—	—	—	—
INN-816	NDF	—	—	—	—	—
INP-813	NDF	—	—	—	—	—
INT-815	NDF	—	—	—	—	—
KMM-740	WAX	—	—	—	—	—
LAR-770	SOFT	—	—	—	—	—
LSB-777	PIETRA	—	—	—	—	—
MAC-820	STUCCO	—	—	—	—	—
MAY-819	STUCCO	—	—	—	—	—
MTA-768	BRILLO	—	—	—	—	●
MTC-769	BRILLO	—	—	●	—	●
MTG-765	BRILLO	—	—	○	—	●
NMN-744	BRILLO	—	—	—	—	—
OAS-278	STONE	—	—	—	—	—
OXA-445	WAX	—	—	—	—	—
OXM-444	WAX	—	—	—	—	—
PIZ-224	SOFT	—	—	—	—	—
PP-5564	BRILLO	—	—	—	—	—



TODOS LOS DISEÑOS SE PODRAN FABRICAR EN RECTO CON CANTO METALIZADO / *All designs in straight can be produced with Metallic edgebanding.*

● ESTANDAR STOCK / *Standard stock* ○ DISPONIBLE BAJO PEDIDO / *Available on request* — NO DISPONIBLE / *Not available*

DISPONIBILIDAD ENCIMERAS RECTA CANTEADA
Straight edge worktops availability

LAMINADO / Laminate		HPL				
FORMA / Shape		RECTO CANTEADO / Straight edge				
ESPESOR Thickness		30 mm.			38 mm.	
SOPORTE AGLOMERADO Particle board core		ESTANDAR Standard		HIDROFUGO Moisture resis	ESTANDAR Standard	HIDROFUGO Moisture resis
REFERENCIA Reference	ACABADO Texture	ECO	SUPRA	SUPRA	SUPRA	SUPRA
PP-5568	BRILLO	—	—	—	—	—
PP-7581	SOFT	—	—	—	—	—
PSF-143	SOFT	—	—	—	—	—
RG-102	BRILLO	—	—	—	—	—
RGA-9620	BRILLO	—	—	—	—	—
RGR-9640	BRILLO	—	—	—	—	—
RON-803	OP	—	—	—	—	—
ROS-804	OP	—	—	—	—	—
SLN-440	ROCK	—	—	—	—	—
TRA-260	STONE	—	—	—	—	—
TRC-443	WAX	—	—	—	—	—
VEC-773	WAX	—	—	—	—	—
VEO-774	WAX	—	—	—	—	—



30/38 mm

TODOS LOS DISEÑOS SE PODRAN FABRICAR EN RECTO CON CANTO METALIZADO / All designs in straight can be produced with Metallic edgbaning.

● **ESTANDAR STOCK / Standard stock**

○ **DISPONIBLE BAJO PEDIDO / Available on request**

— **NO DISPONIBLE / Not available**

DISPONIBILIDAD MOSTRADORES
Bartops availability

LAMINADO / <i>Laminate</i>		HPL			HPL		HPL	
FORMA / <i>Shape</i>		3 mm POSTFORMADO / <i>Postformed 3 mm</i>			8 mm POSTFORM. / <i>Postf. 8 mm</i>		RECTO CANTEADO / <i>Straight edge</i>	
ESPESOR <i>Thickness</i>		20 mm.	30 mm.	38 mm.	30 mm.	38 mm.	30 mm.	38 mm.
SOPORTE AGLOMERADO <i>Particle board core</i>		ESTANDAR <i>Standard</i>			ESTANDAR <i>Standard</i>		ESTANDAR <i>Standard</i>	
REFERENCIA <i>Reference</i>	ACABADO <i>Texture</i>	SUPRA			SUPRA		SUPRA	
3091	PIETRA	○	○	○	—	—	—	—
3091	SEF	○	○	○	○	○	—	—
3306	BRILLO	○	○	○	—	—	○	○
3308	BRILLO	○	○	○	—	—	○	○
3309	BRILLO	○	○	○	—	—	○	—
3313	BRILLO	○	○	○	—	—	—	—
3314	BRILLO	○	○	○	—	—	○	○
3315	BRILLO	○	○	○	—	—	○	—
3316	BRILLO	○	○	○	—	—	○	○
8001	TF	○	○	○	○	○	—	—
ANA-043	ANNAPURNA	○	○	○	—	—	—	—
ANC-042	ANNAPURNA	○	○	○	—	—	—	—
ANG-044	ANNAPURNA	○	○	○	—	—	—	—
ANM-047	ANNAPURNA	○	○	○	—	—	—	—
ANN-048	ANNAPURNA	○	○	○	—	—	—	—
ARE-261	STONE	○	○	○	○	○	—	—
CAI-036	SOFT	○	○	○	—	—	—	—
CAL-800	FEEL	○	○	○	—	—	—	—
CAT-178	SOFT	○	○	○	○	○	—	—
COV-222	TF	○	○	○	○	○	—	—
EVE-801	FEEL	○	○	○	—	—	—	—
F-271	BRILLO	○	○	○	○	○	—	—
F-281	BRILLO	○	○	○	○	○	—	—
GLG-400	TF	○	○	○	○	○	—	—
GLM-246	PIETRA	○	○	○	○	○	—	—
GLP-283	ROCK	○	○	○	○	○	—	—
GLP-283	PIETRA	○	○	○	○	○	—	—
H-203	SOFT	○	○	○	○	○	—	—
INA-814	NDF	○	○	○	○	○	—	—
INB-812	NDF	○	○	○	○	○	—	—
INC-818	NDF	○	○	○	○	○	—	—
INM-817	NDF	○	○	○	○	○	—	—
INN-816	NDF	○	○	○	○	○	—	—
INP-813	NDF	○	○	○	○	○	—	—
INT-815	NDF	○	○	○	○	○	—	—
KMM-740	WAX	○	○	○	○	○	—	—
LAR-770	SOFT	○	○	○	○	○	—	—
LSB-777	PIETRA	○	○	○	—	—	—	—
MAC-820	STUCCO	○	○	○	○	○	—	—
MAY-819	STUCCO	○	○	○	○	○	—	—
MTA-768	BRILLO	○	○	○	○	○	○	○
MTC-769	BRILLO	○	○	○	○	○	○	○
MTG-765	BRILLO	○	○	○	○	○	○	○
NMN-744	BRILLO	○	○	○	○	○	—	—
OAS-278	STONE	○	○	○	○	○	—	—
OXA-445	WAX	○	○	○	○	○	—	—
OXM-444	WAX	○	○	○	○	○	—	—
PIZ-224	SOFT	○	○	○	○	○	—	—
PP-5564	BRILLO	○	○	○	○	○	—	—

 ● ESTANDAR STOCK / *Standard stock*

 ○ DISPONIBLE BAJO PEDIDO / *Available on request*

 — NO DISPONIBLE / *Not available*

 TODOS LOS DISEÑOS SE PODRAN FABRICAR EN P-3 CON CANTO METALIZADO / *All designs in P-3 can be produced with Metallic edgbaning.*

DISPONIBILIDAD MOSTRADORES

Bartops availability

LAMINADO / Laminate		HPL			HPL		HPL	
FORMA / Shape		3 mm POSTFORMADO / Postformed 3 mm			8 mm POSTFORM. / Postf. 8 mm		RECTO CANTEADO / Straight edge	
ESPESOR Thickness		20 mm.	30 mm.	38 mm.	30 mm.	38 mm.	30 mm.	38 mm.
SOPORTE AGLOMERADO Particle board core		ESTANDAR Standard			ESTANDAR Standard		ESTANDAR Standard	
REFERENCIA Reference	ACABADO Texture	SUPRA			SUPRA		SUPRA	
PP-5568	BRILLO	○	○	○	○	○	—	—
PP-7581	SOFT	○	○	○	○	○	—	—
PSF-143	SOFT	○	○	○	○	○	—	—
RG-102	BRILLO	○	○	○	○	○	—	—
RGA-9620	BRILLO	○	○	○	○	○	—	—
RGR-9640	BRILLO	○	○	○	○	○	—	—
RON-803	OP	○	○	○	○	○	—	—
ROS-804	OP	○	○	○	○	○	—	—
SLN-440	ROCK	○	○	○	○	○	—	—
TRA-260	STONE	○	○	○	○	○	—	—
TRC-443	WAX	○	○	○	○	○	—	—
VEC-773	WAX	○	○	○	○	○	—	—
VEO-774	WAX	○	○	○	○	○	—	—
COV-222	BRILLO	○	○	○	○	○	—	—
GLB-247	BRILLO	○	○	○	○	○	—	—
GLC-158	BRILLO	○	○	○	○	○	—	—
GLG-400	BRILLO	○	○	○	○	○	—	—
GLI-159	BRILLO	○	○	○	○	○	—	—
GLK-401	BRILLO	○	○	○	○	○	—	—
GLP-283	BRILLO	○	○	○	○	○	—	—
GLR-244	BRILLO	○	○	○	○	○	—	—
GLS-248	BRILLO	○	○	○	○	○	—	—

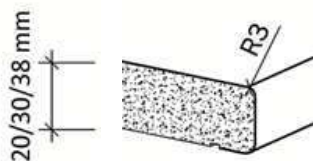
● ESTANDAR STOCK / Standard stock

○ DISPONIBLE BAJO PEDIDO / Available on request

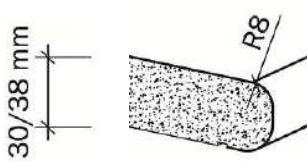
— NO DISPONIBLE / Not available

TODOS LOS DISEÑOS SE PODRAN FABRICAR EN P-3 CON CANTO METALIZADO / All designs in P-3 can be produced with Metallic edgebanding.

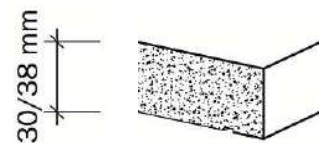
RADIO 3 mm



RADIO 8 mm

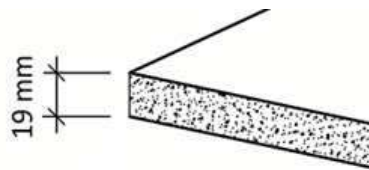


RECTO CANTEADO



DISPONIBILIDAD TABLEROS
Boards availability

RECUBRIMIENTO / <i>Covering</i>				HPL 0,7 mm
SOPORTE <i>Core</i>				AGLOMERADO <i>Particle board</i>
CONTRACARA <i>Backside</i>				IDEM <i>Idem</i>
FORMA / <i>Shape</i>				TABLERO
REFERENCIA <i>Reference</i>	ACABADO <i>Texture</i>	LARGO <i>Lenght</i>	ANCHO <i>Width</i>	19 mm.
3091	PIETRA	3600	1520	○
3091	SEF	3600	1390	○
3306	BRILLO	3600	1390	○
3308	BRILLO	3600	1390	○
3309	BRILLO	3600	1390	○
3313	BRILLO	3600	1390	○
3314	BRILLO	3600	1390	○
3315	BRILLO	3600	1390	○
3316	BRILLO	3600	1390	○
8001	T.F.	3600	1390	○
ANA-043	ANNAPURNA	3600	1390	○
ANC-042	ANNAPURNA	3600	1390	○
ANG-044	ANNAPURNA	3600	1390	○
ANM-047	ANNAPURNA	3600	1390	○
ANN-048	ANNAPURNA	3600	1390	○
ARE-261	STONE	3600	1390	○
CAI-036	SOFT	3600	1390	○
CAL-800	FEEL	3600	1390	○
CAT-178	SOFT	3600	1390	—
COV-222	T.F.	3600	1390	—
EVE-801	FEEL	3600	1390	○
F-271	BRILLO	3600	1390	○
F-281	BRILLO	3600	1390	○
GLG-400	T.F.	3600	1390	—
GLM-246	PIETRA	3600	1520	○
GLP-283	PIETRA	3600	1520	○
GLP-283	ROCK	3600	1390	—
H-203	SOFT	3600	1390	—
INA-814	NDF	3600	1390	○
INB-812	NDF	3600	1390	○
INC-818	NDF	3600	1390	○
INM-817	NDF	3600	1390	○
INN-816	NDF	3600	1390	○
INP-813	NDF	3600	1390	○
INT-815	NDF	3600	1390	○
KMM-740	WAX	3600	1390	—
LAR-770	SOFT	3600	1520	○
LSB-777	PIETRA	3600	1520	○
MAC-820	STUCCO	3600	1390	○
MAY-819	STUCCO	3600	1390	○
MTA-768	BRILLO	3600	1390	○
MTC-769	BRILLO	3600	1390	○
MTG-765	BRILLO	3600	1390	○
NMN-744	BRILLO	3600	1390	○
OAS-278	STONE	3600	1390	○
OXA-445	WAX	3600	1390	○
OXM-444	WAX	3600	1390	○
PIZ-224	SOFT	3600	1390	—
PP-5564	BRILLO	3600	1390	○
PP-5568	BRILLO	3600	1390	○
PP-7581	SOFT	3600	1390	—

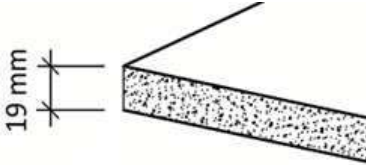

 ● ESTANDAR STOCK / *Standard stock*

 ○ DISPONIBLE BAJO PEDIDO / *Available on request*

 — NO DISPONIBLE / *Not available*

DISPONIBILIDAD TABLEROS
Boards availability

RECUBRIMIENTO / <i>Covering</i>				HPL 0,7 mm
SOPORTE <i>Core</i>				AGLOMERADO <i>Particle board</i>
CONTRACARA <i>Backside</i>				IDEM <i>Idem</i>
FORMA / <i>Shape</i>				TABLERO
REFERENCIA <i>Reference</i>	ACABADO <i>Texture</i>	LARGO <i>Lenght</i>	ANCHO <i>Width</i>	19 mm.
PSF-143	SOFT	3600	1390	—
RG-102	BRILLO	3600	1390	○
RGA-9620	BRILLO	3600	1390	○
RGR-9640	BRILLO	3600	1390	○
RON-803	O.P.	3600	1520	○
ROS-804	O.P.	3600	1520	○
SLN-440	ROCK	3600	1390	—
TRA-260	STONE	3600	1390	○
TRC-443	WAX	3600	1390	○
VEC-773	WAX	3600	1390	—
VEO-774	WAX	3600	1390	—


DISPONIBILIDAD COMPLEMENTOS
Complements availability

TIPO / <i>Type</i>		LAMINADO / <i>Laminated</i> *			MOLDURA
REFERENCIA <i>Reference</i>	ACABADO <i>Texture</i>	PLANCHA <i>Laminate piece</i>	MEDIDA mm. <i>Lenght mm.</i>	TIRA <i>Laminate strip</i>	POSTFORMADA <i>Postformed moulding</i>
3091	PIETRA	●	3600x1530	○	○
3091	SEF	●	3600x1400	●	○
3306	BRILLO	●	3600x1400	○	○
3308	BRILLO	●	3600x1400	○	○
3309	BRILLO	●	3600x1400	○	○
3313	BRILLO	●	3600x1400	○	○
3314	BRILLO	●	3600x1400	○	○
3315	BRILLO	●	3600x1400	○	○
3316	BRILLO	●	3600x1400	○	○
8001	T.F.	●	3600x1400	○	○
ANA-043	ANNAPURNA	●	3600x1400	●	○
ANC-042	ANNAPURNA	●	3600x1400	●	○
ANG-044	ANNAPURNA	●	3600x1400	●	○
ANM-047	ANNAPURNA	●	3600x1400	●	○
ANN-048	ANNAPURNA	●	3600x1400	○	○
ARE-261	STONE	●	3600x1400	○	○
CAI-036	SOFT	●	3600x1400	○	○
CAL-800	FEEL	●	3600x1400	●	○
CAT-178	SOFT	●	3600x1400	●	○
COV-222	T.F.	●	3600x1400	○	○
EVE-801	FEEL	●	3600x1400	●	○
F-271	BRILLO	●	3600x1400	○	○
F-281	BRILLO	●	3600x1400	○	○
GLG-400	T.F.	●	3600x1400	○	○
GLM-246	PIETRA	●	3600x1530	○	○
GLP-283	PIETRA	●	3600x1530	○	○
GLP-283	ROCK	●	3600x1400	●	○
H-203	SOFT	●	3600x1400	○	○
INA-814	NDF	●	3600x1400	●	○
INB-812	NDF	●	3600x1400	●	○

* CONDICIONES TIRAS DE LAMINADO: MULTIPLO DE 28 UNIDADES / *Conditions laminate strip: in multiples of 28 units.*

● ESTANDAR STOCK / *Standard stock*

○ DISPONIBLE BAJO PEDIDO / *Available on request*

— NO DISPONIBLE / *Not available*

DISPONIBILIDAD COMPLEMENTOS
Complements availability

TIPO / Type		LAMINADO / Laminated *			MOLDURA
REFERENCIA <i>Reference</i>	ACABADO <i>Texture</i>	PLANCHA <i>Laminate piece</i>	MEDIDA mm. <i>Lenght mm.</i>	TIRA <i>Laminate strip</i>	POSTFORMADA <i>Postformed moulding</i>
INC-818	NDF	●	3600x1400	●	○
INM-817	NDF	●	3600x1400	●	○
INN-816	NDF	●	3600x1400	●	○
INP-813	NDF	●	3600x1400	●	○
INT-815	NDF	●	3600x1400	●	○
KMM-740	WAX	●	3600x1400	●	○
LAR-770	SOFT	●	3600x1530	●	○
LSB-777	PIETRA	●	3600x1530	●	○
MAC-820	STUCCO	●	3600x1400	●	○
MAY-819	STUCCO	●	3600x1400	●	○
MTA-768	BRILLO	●	3600x1400	●	○
MTC-769	BRILLO	●	3600x1400	●	○
MTG-765	BRILLO	●	3600x1400	●	○
NMN-744	BRILLO	●	3600x1400	●	○
OAS-278	STONE	●	3600x1400	○	○
OXA-445	WAX	●	3600x1400	○	○
OXM-444	WAX	●	3600x1400	●	○
PIZ-224	SOFT	●	3600x1400	○	○
PP-5564	BRILLO	●	3600x1400	○	○
PP-5568	BRILLO	●	3600x1400	○	○
PP-7581	SOFT	●	3600x1400	○	○
PSF-143	SOFT	●	3600x1400	○	○
RG-102	BRILLO	●	3600x1400	○	○
RGA-9620	BRILLO	●	3600x1400	○	○
RGR-9640	BRILLO	●	3600x1400	○	○
RON-803	O.P.	●	3600x1530	●	○
ROS-804	O.P.	●	3600x1530	●	○
SLN-440	ROCK	●	3600x1400	○	○
TRA-260	STONE	●	3600x1400	○	○
TRC-443	WAX	●	3600x1400	●	○
VEC-773	WAX	●	3600x1400	○	○
VEO-774	WAX	●	3600x1400	●	○

* CONDICIONES TIRAS DE LAMINADO: MULTIPLA DE 28 UNIDADES / *Conditions laminate strip: in multiples of 28 units.*

● ESTANDAR STOCK / *Standard stock*

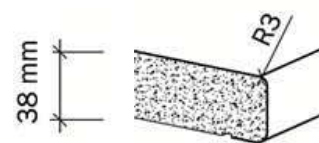
○ DISPONIBLE BAJO PEDIDO / *Available on request*

— NO DISPONIBLE / *Not available*

DISPONIBILIDAD ENCIMERAS Y MOSTRADORES

Worktops and bartops availability

LAMINADO / <i>Laminate</i>		ENCIMERA / <i>Worktop</i>	MOSTRADOR / <i>Bartop</i>
FORMA <i>Shape</i>		HPL 3mm POSTFORMADO <i>Postformed 3 mm</i>	HPL 3mm POSTFORMADO <i>Postformed 3 mm</i>
ESPESOR <i>Thickness</i>		38 mm.	38 mm.
SOPORTE AGLOMERADO <i>Particle board core</i>		HIDROFUGO <i>Moisture resistant</i>	ESTANDAR <i>Standard</i>
REFERENCIA <i>Reference</i>	ACABADO <i>Texture</i>	SUPRA	SUPRA
3091	SEF	●	○
ANA-043	ANNAPURNA	●	○
ANC-042	ANNAPURNA	●	○
ANG-044	ANNAPURNA	●	○
ANM-047	ANNAPURNA	●	○
CAL-800	FEEL	●	○
CAT-178	SOFT	●	○
EVE-801	FEEL	●	○
GLP-283	ROCK	●	○
INA-814	NDF	●	○
INB-812	NDF	●	○
INC-818	NDF	●	○
INM-817	NDF	●	○
INN-816	NDF	●	○
INP-813	NDF	●	○
INT-815	NDF	●	○
KMM-740	WAX	●	○
LAR-770	SOFT	●	○
LSB-777	PIETRA	●	○
MAC-820	STUCCO	●	○
MAY-819	STUCCO	●	○
NMN-744	BRILLO	●	○
OXM-444	WAX	●	○
RON-803	OP	●	○
ROS-804	OP	●	○
TRC-443	WAX	●	○
VEO-774	WAX	●	○



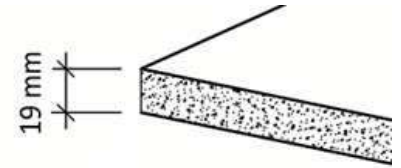
● ESTANDAR STOCK / *Standard stock*

○ DISPONIBLE BAJO PEDIDO / *Available on request*

DISPONIBILIDAD COPETES Y BACKSPASCH

Worktop ending and backsplash availability


RECUBRIMIENTO / <i>Covering</i>		COPETE / <i>Worktop ending</i>	BACKSPASH / <i>Backsplash</i>
SOPORTE <i>Core</i>		HPL 0,7 mm AGLOMERADO <i>Particle board</i>	HPL 0,7 mm AGLOMERADO <i>Particle board</i>
CONTRACARA <i>Backside</i>		BLANCA <i>White</i>	BLANCA <i>White</i>
FORMA <i>Shape</i>		TABLERO <i>Board</i>	TABLERO <i>Board</i>
REFERENCIA <i>Reference</i>	ACABADO <i>Texture</i>	MEDIDAS / <i>Measures</i> 3600x80x19 mm	MEDIDAS / <i>Measures</i> 3600x650x19 mm
3091	SEF	●	●
ANA-043	ANNAPURNA	●	●
ANC-042	ANNAPURNA	●	●
ANG-044	ANNAPURNA	●	●
ANM-047	ANNAPURNA	●	●
CAL-800	FEEL	●	●
CAT-178	SOFT	●	●
EVE-801	FEEL	●	●
GLP-283	ROCK	●	●
INA-814	NDF	●	●
INB-812	NDF	●	●
INC-818	NDF	●	●
INM-817	NDF	●	●
INN-816	NDF	●	●
INP-813	NDF	●	●
INT-815	NDF	●	●
KMM-740	WAX	●	●
LAR-770	SOFT	●	●
LSB-777	PIETRA	●	●
MAC-820	STUCCO	●	●
MAY-819	STUCCO	●	●
NMN-744	BRILLO	●	●
OXM-444	WAX	●	●
RON-803	OP	●	●
ROS-804	OP	●	●
TRC-443	WAX	●	●
VEO-774	WAX	●	●




● ESTANDAR STOCK / *Standard stock*

○ DISPONIBLE BAJO PEDIDO / *Available on request*

Notas



Notas



OFICINAS CENTRALES GRUPO / *Head offices*

Ctra. de Yuncos a Cedillo del Condado Km 2,8

45210 Yuncos - TOLEDO (ESPAÑA)

Tel: + (34) 925 02 12 00

Fax: + (34) 925 02 12 25

informacion@topformgroup.com

www.topformgroup.com



Take the challenge

2020